







H Series

with polyamide insulating body

- for 5.08 mm pitch female connectors - on two levels
- mounting onto PR/3 type rails – according to IEC 60715 Std., “TH/35” type
- double possibility to house PTC – “easy bridge” multi-pole cross connection, on each level
- available in standard (grey RAL 7042 colour) or (Ex) i “intrinsic safety” circuits (blue RAL 5015 colour) versions, where indicated



The /GR tag indicates the grey colour version.

grey version	
(Ex)i version	
TECHNICAL CHARACTERISTICS	
function / type	
rated cross-section (mm ²)	
connecting capacity	
flexible (mm ²)	
rigid (mm ²)	
max. flexible with ferrule (mm ²)-ferrule type	
rated voltage / rated current / gauge conf. to IEC 60947-7-1	
rated voltage / rated current / AWG	UL
(Ex e) rated voltage  /  (V)	
rated impulse withstand voltage / pollution degree	
insulation stripping length (mm)	
tightening torque value (test / max) (Nm)	
height / width / thickness  TH/35 7,5 mm	
height / width / thickness  TH/35 15 mm	
height / width / thickness  G32	
APPROVALS	
ACCESSORIES	
End sections	grey beige blue
Permanent cross connection (intrinsically IPXXB protected once mounted)	
Rated current carrying capacity of jumper (A)	
Multiple common bar	250 mm
Shunting screw and sleeve	-
Coloured partition	red, green, white
Cross connection barrier	red
Test plug socket	
Test plug	
Modular test plug	
End section for modular test plug	
Lug protection cover	10 poles
Numbering strip	
Screwdriver for the activation of the spring	
Marking tag	printed or blank
End bracket	
Mounting rail according to IEC 60715 Std.	

HCD.1/GR
Cat. No. **HC200GR**

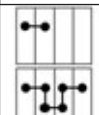
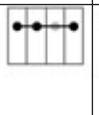
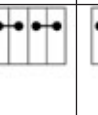
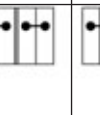
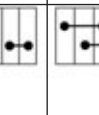
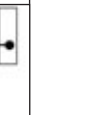
HCD.1 (Ex)i
Cat. No. **HC210**

2 level feed-through with 2 screw connections and 2 pins for connectors 1,5


0,2 ÷ 2,5
0,2 ÷ 2,5
1,5 - WP15/14
320 V / 12 A / B2
300 V / 12 A / 26-14 AWG
-
6 KV / 3
10
-
59 / 72 / 5,08
67 / 72 / 5,08
- / - / -



Type	Cat. No.
HCD.1/PT/GR	HC201GR
-	
HCD.1/PT(Ex)i	HC211
PTC/2/02 poles	PTC0202
PTC/2/03 poles	PTC0203
PTC/2/05 poles	PTC0205
PTC/2/10 poles	PTC0210
PTC/2/00 (50 poles)	PTC0200
24	
-	
-	
DFU/7	DU07..
DFM/500	DF500
-	
-	
-	
-	
VPC/VT	VP102
CNU/8/51	NU0851
CCH/2,5-4	CCH02
CNU/8/51	NU0851
BT0	BT007
-	
BT/3 for PR/3 only	BT003
-	
PR/3/AC of steel	PR003
PR/3/AS same with slots	PR005

PTC jumper configurations					
SINGLE OR PARALLEL EXTENDING	POLE SKIPPING	ADJACENT WITHOUT BARRIER	ADJACENT WITH BARRIER	STAGGERED MODE	PARALLEL SKIPPING
					
Insulation voltage in the above configurations (V)					
320	320		320	320	320

detail of PTC jumper with DFM/500 barriers, SNZ/508 numbering strips and VPC/VT lug protection covers



detail with 5.08 mm female connectors inserted on the two levels and the lug protection covers raised



Female connectors, 90° - 5.08 mm pitch and with a number of poles from 2 to 16, are available. The connector can be easily inserted until it reaches its blocking position, guaranteeing optimum connection onto the male contact. In such a position the connector is hooked onto the insulating body of the terminal block by means of a tooth, of which it is equipped.

VPC/F02 - 2 poles	Cat. No.	VP902
VPC/F03 - 3 poles	Cat. No.	VP903
VPC/F04 - 4 poles	Cat. No.	VP904
VPC/F05 - 5 poles	Cat. No.	VP905
VPC/F06 - 6 poles	Cat. No.	VP906
VPC/F07 - 7 poles	Cat. No.	VP907
VPC/F08 - 8 poles	Cat. No.	VP908
VPC/F09 - 9 poles	Cat. No.	VP909
VPC/F10 - 10 poles	Cat. No.	VP910
VPC/F11 - 11 poles	Cat. No.	VP911
VPC/F12 - 12 poles	Cat. No.	VP912
VPC/F13 - 13 poles	Cat. No.	VP913
VPC/F14 - 14 poles	Cat. No.	VP914
VPC/F15 - 15 poles	Cat. No.	VP915
VPC/F16 - 16 poles	Cat. No.	VP916